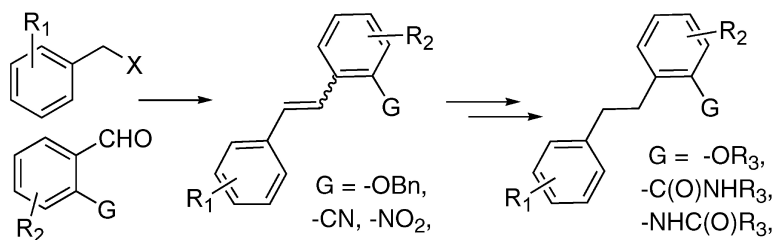


Solution-Phase Parallel Wittig Olefination: Synthesis of Substituted 1,2-Diarylethanes

Gitte Husemoen, Roger Olsson, Carl-Magnus Andersson, Scott C. Harvey, and Henrik C. Hansen

J. Comb. Chem., **2003**, 5 (5), 606-609 • DOI: 10.1021/cc0300210 • Publication Date (Web): 13 June 2003

Downloaded from <http://pubs.acs.org> on March 20, 2009



More About This Article

Additional resources and features associated with this article are available within the HTML version:

- Supporting Information
- Links to the 1 articles that cite this article, as of the time of this article download
- Access to high resolution figures
- Links to articles and content related to this article
- Copyright permission to reproduce figures and/or text from this article

[View the Full Text HTML](#)



ACS Publications
 High quality. High impact.

Solution-Phase Parallel Wittig Olefination: Synthesis of Substituted 1,2-Diarylethanes

Gitte Husemoen,[†] Roger Olsson,[†] Carl-Magnus Andersson,[†] Scott C. Harvey,[‡] and Henrik C. Hansen^{*,§}

ACADIA Pharmaceuticals A/S, Fabriksparken 58, DK-2600 Glostrup, Denmark,
ACADIA Pharmaceuticals Inc., 3911 Sorrento Valley Boulevard, San Diego, California 92121-1402,
and Department of Chemistry, University of Calgary, 2500 University Drive Northwest,
Calgary, Alberta, T2N 1N4, Canada

Received March 7, 2003

An efficient strategy for solution-phase parallel synthesis of substituted 1,2-diarylethanes is described. A stilbene library was initially generated by Wittig olefination utilizing amino-labeled phosphines. The stilbene analogues were obtained in high yields and excellent purities after solid-phase extraction. Subsequent reduction of the stilbene libraries simultaneously unmasked functional groups by deprotection, facilitating orthogonal synthesis and further diversification into sublibraries. The libraries from libraries were obtained in good yields and purities using parallel solution-phase alkylation and acylation methodologies. Screening of the sublibraries revealed selective 5-HT_{2A} inverse agonists with IC₅₀ values between 10 and 100 nM.

Introduction

Recently, the role of the serotonin (5-HT) receptors, as targets for antipsychotic drugs, has received increasing attention.¹ Following extensive *in vitro* profiling, we recently discovered that almost all potent atypical antipsychotics share potent inverse agonism at the 5-HT_{2A} receptor as a common feature.² These findings have led us to revisit a number of known compounds with interesting pharmacological profiles. Sarpogrelate (Figure 1) is a selective, although weak, 5-HT_{2A} antagonist that has received some attention.³ Fujimoto et al.³ have reported the synthesis of a series of analogues with dual dopamine (D₂)/serotonin activity. A decreasing 5-HT₂ selectivity is observed for analogues with more than two methylene groups between the two aromatic components. Varying the position and nature of the substituents on the ω -phenyl also influenced the 5-HT₂ activities, but not the D₂ activity. Finally, the removal of the secondary alcohol improved both the 5-HT₂ and D₂ activities. The interesting biological activities of molecules belonging to this compound class,⁴ and the profile of Sarpogrelate in particular, prompted us to readdress the general motif (Figure 1).

In this paper, we report the development of a solution-phase strategy for parallel synthesis of substituted 1,2-diarylethanes, generating libraries from libraries.⁵ The scope and limitations of the involved chemistry are discussed. The stilbene core of the target structure was assembled by parallel Wittig olefination using a triphenylphosphine analogue containing an amino substituent on one of the phenyl groups. The chosen compound has previously been used for Mitsunobu reactions⁶ and Wittig olefinations.⁷

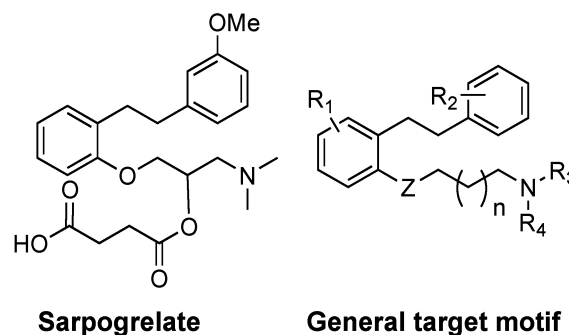


Figure 1.

sunobu reactions⁶ and Wittig olefinations.⁷ However, none of these cases involved parallel synthesis or purification by solid-phase extraction, which is demonstrated in this paper. Solid-supported triphenylphosphine has previously been used with success in parallel synthesis, including Mitsunobu reactions⁸ and Wittig olefination.⁹ The Wittig reaction is an excellent way to generate stilbene analogues, because a large number of starting materials (benzyl halides and aryl aldehydes) are commercially available.

We decided to explore a novel strategy for the installation of the aminoalkyl chain that would allow us a high degree of flexibility to introduce a diverse set of functionalities. We deemed this important because both the nature of the chain, as well as the chain length, have a significant influence on the biological activity. A combination of stilbene reduction and deprotection of functional groups would efficiently facilitate orthogonal synthesis of sublibraries.

Results and Discussion

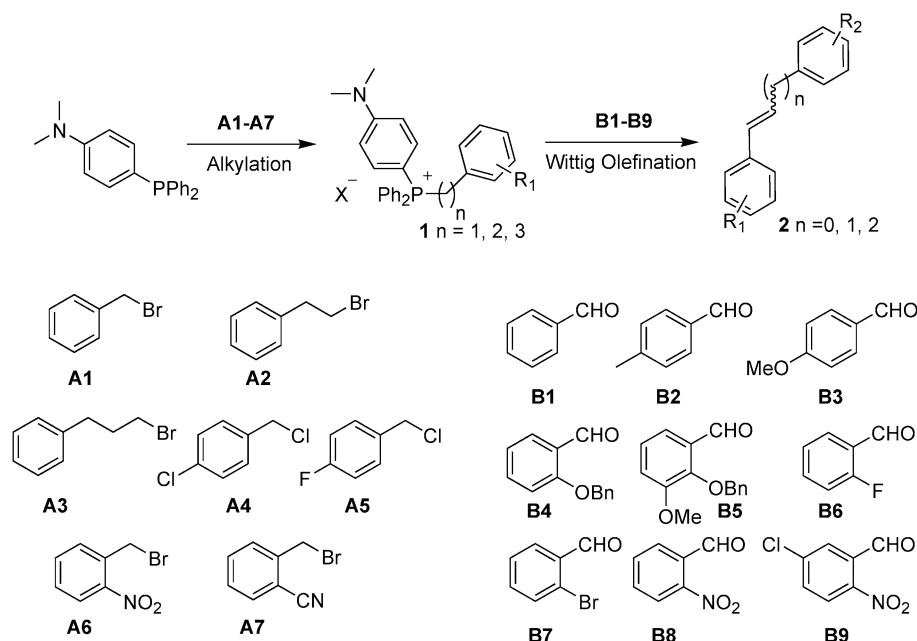
Parallel Wittig Olefination. The commercially available (*p*-(dimethylamino)-phenyl)diphenylphosphine (Scheme 1) was chosen for the Wittig reaction. The phosphonium salts

* Corresponding author. Phone: (403) 220-6244. Fax: (403) 289-9488. E-mail: hhansen@ucalgary.ca.

[†] ACADIA Pharmaceuticals A/S, Glostrup, Denmark.

[‡] ACADIA Pharmaceuticals Inc., San Diego.

[§] University of Calgary.

Scheme 1. Solution-Phase Parallel Wittig Olefination and Evaluated Building Blocks**Table 1.** Analytical Data for Selected Compounds

compd	yield (%)	purity (UV)	compd	yield (%)	purity (UV)	compd	yield (%)	purity (UV)
1-A1	79	95	2-A6B2	91	95	3-A6B2	85	88
1-A2	97	99	2-A6B3	97	93	3-A6B3	90	100
1-A3	99	97	2-A6B6	98	100	3-A6B6	77	100
1-A4	99	98	2-A6B7	99	100	3-A7B1	98	100
1-A5	78	97	2-A7B1	99	100	3-A7B2	96	93
1-A6	99	95	2-A7B2	93	100	3-A7B6	83	100
1-A7	83	97	2-A7B3	95	100	4-A4B4C1	99	100
2-A1B4	94	100	2-A7B6	96	98	4-A4B4C2	88	95
2-A1B5	96	100	2-A7B7	90	100	4-A4B4C3	58	100
2-A1B8	99	100	3-A1B4	85	100	4-A4B5C1	66	90
2-A1B9	94	100	3-A1B5	70	94	4-A4B5C2	69	90
2-A4B1	79	100	3-A1B8	63	96	4-A5B4C1	81	90
2-A4B4	99	100	3-A4B4	67	100	4-A5B4C2	92	95
2-A4B5	94	100	3-A4B5	42	100	4-A5B4C3	40	98
2-A4B8	91	100	3-A4B8	87	94	5-A1B8C7	65	77
2-A4B9	99	100	3-A5B1	69	100	5-A1B8C8	71	77
2-A5B4	91	93	3-A5B4	99	100	6-A7B1C4	99	73
2-A5B5	99	100	3-A5B5	79	100	6-A7B1C5	99	64
2-A5B8	90	100	3-A5B8	93	100	6-A7B1C6	96	73
2-A5B9	93	100						

1 were synthesized in parallel from the alkyl halides (**A1**–**A7**) (Scheme 1) by mixing the phosphine and halide (1:1) in acetonitrile at reflux. Some of the phosphonium salts crystallized by cooling to room temperature, and they were isolated by filtration. The phosphonium salts which did not solidify were simply concentrated. For both cases, the good yields and excellent purities were comparable (Table 1). N-alkylation was not detectable (¹H NMR and MS) in any of the cases studied or in a control experiment using methyl iodide as the electrophile.

The stilbene derivatives were synthesized in parallel by mixing an excess of the phosphonium salts (**1-A1**–**1-A7**) with aldehydes (**B1**–**9**) in acetonitrile. The mixtures were heated in sealed vials in the presence of DBU. The reactions went to completion over a period of 15 h. After cooling to ambient temperature, the products were isolated by solid-phase extraction. The amino-labeled phosphine derivatives and DBU were captured on the resin, allowing the products

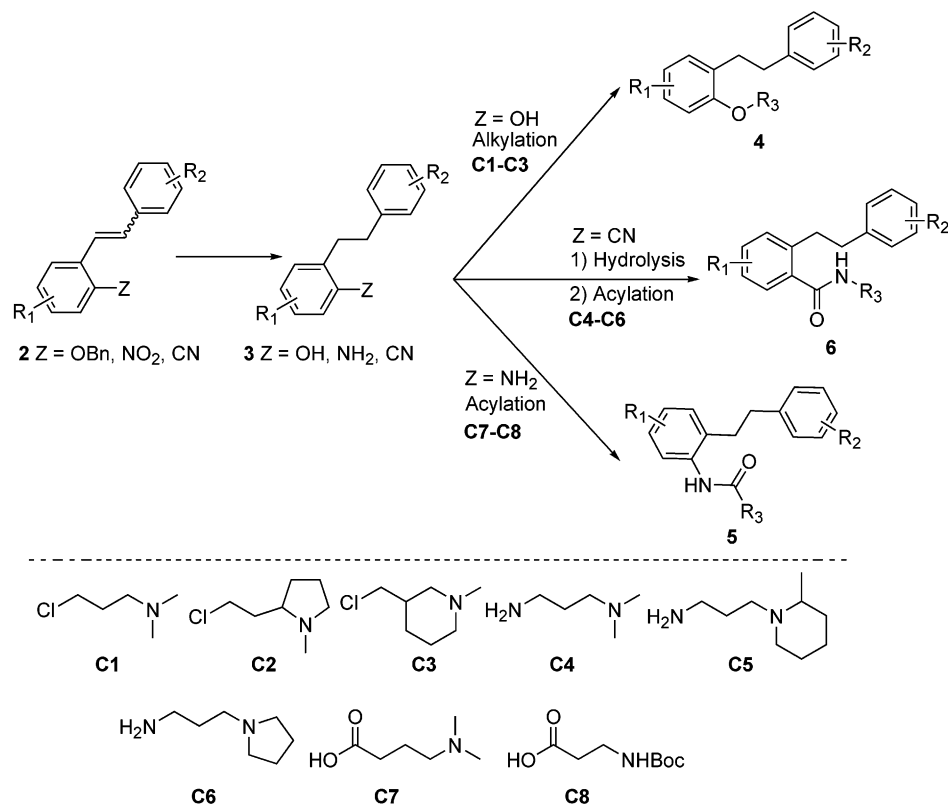
to be collected. In general, products derived from benzylic halides (**A1**, **A4**–**A7**) gave olefins of excellent purities (≥95%) and very high yields (Table 1). The cis/trans ratio varied from 1:1 to 1:10, favoring the trans analogues. However, extending the procedure to phosphonium salts **A2** and **A3** was less unsuccessful. Reactions with the aldehydes (**B1**, **B4**, and **B5**) gave products of low to modest purities (31–70%, data not shown).

Alternatively, the Wittig olefination was performed in a microwave oven. Under these conditions, the aldehydes were consumed in 10 min. However, both yields and purities were lower than observed for the procedure described above. These findings are in agreement with previously reported microwave-assisted Wittig olefination using solid-supported phosphines.^{9a}

Libraries from Libraries. The stilbene analogues **2** were reduced by catalytic hydrogenation to give the corresponding 1,2-diaryl-ethane derivatives **3** (Scheme 2). As mentioned above, these conditions also unmasked the functionalities facilitating further library diversity. The *O*-benzyl group and the nitro groups were reduced to give the corresponding phenols and anilines, respectively. As anticipated, not all of the aromatic halides could withstand the reaction conditions. In general, only the fluorides were stable under the conditions employed. The analogues that did survive the reduction were obtained in excellent purities and good yields (Table 1).

To illustrate the utility of our synthetic strategy, analogues of **3**, containing phenols (Z = OH), anilines (Z = NH₂), and nitriles (Z = CN) were further derivatized, using parallel solution-phase techniques. The deprotected phenols **3** (Z = OH) were alkylated in parallel with a set of 3-chloroalkylamines (**C1**–**C3**) in 2-propanol/KOH. An excess of phenol was used to ensure consumption of the amine. The products **4** were isolated by solid-phase extraction in excellent purities (Table 1).

The aniline derivatives **3** (Z = NH₂) were acylated in parallel, using a set of carboxylic acids (**C7** and **C8**, Scheme 2). For amino acid **C7**, a procedure using DIC and NHS

Scheme 2. Libraries from Libraries

was employed. This allowed purification by liquid–liquid extraction, and the products were obtained in good yields and purities (Table 1). The only observed impurity was diisopropylcarbamide. For the *N*-Boc-protected amino acid **C8**, a procedure using EDC and HOBT was employed. The products **5** were isolated by simple liquid–liquid extraction. It was anticipated that the *N*-Boc-protected compounds **5** may be further derivatized using previously described parallel solution-phase procedures for reductive amination.¹⁰ This is not demonstrated here.

Finally, the nitriles **3** (Z = CN) were hydrolyzed to the corresponding carboxylic acids and then used in acylation of a set of amines (**C4–C6**, Scheme 2). The hydrolyses were best accomplished using aqueous base. The products were isolated by simple liquid–liquid extraction. Without further purification, the carboxylic acids were used in parallel acylation processes. The products **6** were isolated by ion-exchange chromatography in good yields and moderate purities (Table 1). Again, the main impurity was diisopropylcarbamide, which proved to be difficult to wash off the ion-exchange resin columns.

Conclusion

We have developed a practical and efficient solution-phase methodology for parallel Wittig olefination and applied the methodology to parallel synthesis of 2'-substituted 1,2-diarylethanes. In addition, the described protecting group strategy for unmasking functionalities is an efficient way to generate libraries from libraries, which allows for simultaneous exploration of different parts of a pharmacophore. Efficient use of protection groups in parallel synthesis will become more important as the desire to generate increasingly complex libraries rises.

Preliminary *in vitro* pharmacological characterization of the synthesized sublibraries, using R-SAT revealed 5-HT_{2A}-selective compounds with moderate inhibition constants (IC₅₀ 10–100 nM).

Experimental Section

Materials and General Methods. All of the solvents and reagents used were obtained commercially and were used as received unless noted otherwise. All solvents were dried over molecular sieves. NMR spectra were recorded on a Varian 400 MHz Mercury VX spectrometer (¹H at 400 MHz and ¹³C at 100 MHz) or on a Varian 300 MHz Mercury (³¹P at 121.5 MHz). Chemical shifts are reported in parts per million relative to tetramethylsilane. The coupling constants are reported in Hertz. HPLC/MS data were recorded on an HP1100 LC/MS instrument using DAD/MSD electrospray detection. Eluent: 8 mM ammonium acetate in acetonitrile/water. UV data were recorded at UV_{max}. GC/MS data were recorded on an HP 5890 II combined with a JEOL JMS-HX/HX 110A tandem mass spectrometer. The reaction steps were performed in parallel using a Labmate from Advanced ChemTech or equivalent equipment. A Speedvac SC-210A was used for parallel concentration. The catalytic hydrogenation steps were performed in parallel using a desiccator as the reaction chamber. Ion-exchange chromatography was performed on prepacked Varian Every Bond Elut (SCX, 0.75 meq/g) or on a column packed with Dowex 50 × 8-200. The prepacked columns were washed with methanol (4×) prior to use. A solution of ammonia (10%) in methanol was used to elute amines from the ion-exchange columns. For known compounds, the obtained data were compared to published values.

General Procedure for Parallel Synthesis of Phosphonium Salts. The alkyl halide (**A1–A7**) (2.5 mmol) and (4-*N,N*-dimethylaminophenyl)diphenylphosphine (2.5 mmol) were mixed in acetonitrile (6 mL). The reaction mixture was kept at reflux temperature for 5 h. After cooling to room temperature, the phosphonium salts **1** were collected by filtration or concentration under reduced pressure.

Microwave-Assisted Parallel Synthesis of Phosphonium Salts. The halide (0.3 mmol) and 4-(*N,N*-dimethylaminophenyl)diphenylphosphine (85.2 mg, 0.3 mmol) were mixed in acetonitrile (3 mL). The reaction mixture was heated in a domestic microwave oven (600 W, 10 min). The mixture was cooled to room temperature and concentrated.

General Procedure for Parallel Wittig Olefination. The phosphonium salt **1** (0.5 mmol), DBU (0.5 mmol), and aldehyde (**B1–B9**) (0.33 mmol) were mixed in acetonitrile (6 mL). The reaction mixture was heated (100 °C) in a sealed tube for 15 h. After cooling to room temperature, the reaction mixture was purified by solid-phase extraction and concentrated.

General Procedure for Parallel Catalytic Hydrogenation. The olefins **2** were dissolved in 2-propanol, and a catalytic amount of Pd/C was added to each reaction vessel. The reaction vessels were situated in a desiccator, and the vigorously stirred reaction mixtures were kept under H₂ (1 atm) for 24 h at room temperature. The reaction mixtures were filtered and concentrated to give the desired products without further purification.

General Procedure for Parallel Synthesis of Ethers. To a solution of the 2'-hydroxy-1,2-diphenylethane **3** (0.02 mmol) and KOH (0.02 mmol) in 2-propanol (2 mL) was added one of the 3-chloroalkylamines (**C1–C3**) (0.014 mmol). The reaction mixture was shaken at reflux temperature. After 16 h, the product **4** was collected and purified by solid-phase extraction.

General Procedures for Parallel Synthesis of Amides from Anilines. (a) A solution of the aniline analogues **3** (0.25 mmol), amino acid **C7** (0.75 mmol), DIC (1.25 mmol), and NHS (1.25 mmol) was shaken at room temperature. After 5 h, the reaction mixture was concentrated. The product **5** was isolated by liquid–liquid extraction, or (b) aniline **3** (1.5 mmol), Boc-protected amino acid **C8** (4.5 mmol), EDC (7.5 mmol), and HOBt (4.5 mmol) were mixed in dichloromethane (30 mL). After 5 h at room temperature, the reaction mixture was concentrated. The product **5** was isolated by liquid–liquid extraction.

General Procedure for Parallel Synthesis of Amides from Nitriles. The 2-styrylbenzotrile (1.3 mmol) was dissolved in water/methanol 2:5 (7 mL). Base (KOH, 2.8 mmol) was added, and the reaction mixture was stirred at

80 °C in a sealed vial for 48 h. The acid was isolated by liquid–liquid extraction. The crude acid derivative (0.23 mmol), alkylamine (**C4–C6**, 0.22 mmol), NHS (0.34 mmol), and DIC (0.34 mmol) were mixed in dichloromethane (5 mL) and shaken for 19 h at room temperature. The product **6** was purified by solid-phase extraction.

Acknowledgment. We thank Ms. Tina Jensen for HPLC analyses.

Supporting Information Available. Experimental data are available as Supporting Information. This material is available free of charge via the Internet at <http://pubs.acs.org>.

References and Notes

- (1) For a recent review, see: Meltzer, H. Y. *Neuropsychopharmacology* **1999**, *21*, S106–S115.
- (2) Weiner, D. M.; Burstein, E. S.; Nash, N.; Croston, G. E.; Currier, E. A.; Vanover, K. E.; Harvey, S. C.; Donohue, E.; Hansen, H. C.; Andersson, C. M.; Spalding, T. A.; Gibson, D. F. C.; Krebs-Thomson, K.; Powell, S. B.; Geyer, M. A.; Hacksell, U.; Brann, M. R. *J. Pharmacol. Exp. Ther.* **2001**, *299*, 268–276.
- (3) Tanaka, N.; Goto, R.; Ito, R.; Hayakawa, M.; Ogawa, T.; Fujimoto, K. *Chem. Pharm. Bull.* **1998**, *46*, 639–646.
- (4) Besides antipsychotic activity, 1,2-diarylethanes are known anticonvulsants and have shown antithrombotic activity. See: (a) Kikumoto, R.; Tobe, A.; Fukami, H.; Ninomiya, K.; Egawa, M. *J. Med. Chem.* **1984**, *27*, 645–649. (b) Kikumoto, R.; Hara, H.; Ninomiya, K.; Osakabe, M.; Sugano, M.; Fukami, H.; Yoshikuni, T. *J. Med. Chem.* **1990**, *33*, 1818–1823.
- (5) For libraries from libraries, see: (a) Ostresh, J. M.; Husar, G. M.; Blondelle, S. E.; Dörner, B.; Weber, P. A.; Houghten, R. A. *Proc. Natl. Acad. Sci. U.S.A.* **1994**, *91*, 11138–11142. (b) Houghten, R. A.; Blondelle, S. E.; Dooley, C. T.; Dörner, B.; Eichler, J.; Ostresh, J. M. *Mol. Diversity* **1996**, *2*, 41–45.
- (6) von Itzstein, M.; Mocerino, M. *Synth. Commun.* **1990**, *20*, 2049–2057.
- (7) Trippett, S.; Walker, D. M. *J. Chem. Soc.* **1961**, 2130–2133.
- (8) For examples, see: (a) Charette, A. B.; Janes, M. K.; Boezio, A. A. *J. Org. Chem.* **2001**, *66*, 2178–2180. (b) Pelletier, J. C.; Kincaid, S. *Tetrahedron Lett.* **2000**, *41*, 797–800. (c) Tunoori, A. R.; Dutte, D.; Georg, G. I. *Tetrahedron Lett.* **1998**, *39*, 8751–8754.
- (9) For examples, see: (a) Westman, J. *Org. Lett.* **2001**, *3*, 3745–3747. (b) Sieber, F.; Wentworth, P., Jr.; Toker, J. D.; Wentworth, A. D.; Metz, W. A.; Reed, N. N.; Janda, K. D. *J. Org. Chem.* **1999**, *64*, 5188–5192.
- (10) Hansen, H. C.; Olsson, R.; Croston, G.; Andersson, C.-M. *Bioorg. Med. Chem. Lett.* **2000**, *10*, 2435–2439.
- (11) R-SAT is a mammalian cell-based assay technology that provides a sensitive measure of receptor function. Brann, M. R. U.S. Patent 5,707,798; 1988. *Chem. Abstr.* 1998, *128*, 111548.